

DESK SENSOR

The iotspot Desk Availability Sensor (DAS) is designed and developed by iotspot B.V. and is part of our smart workspace platform. It is an on-premise, low voltage/battery powered device that a) assesses the availability of an individual desk by registering movement using a PIR, and b) transmits and receives Bluetooth signals



Technical specifications

Mechanics & design

Housing material: ABS (acrylonitrile-butadiene-styrene) and P2,2×10 T6 torx screws

NFC-tag material: LUPOY Polycarbonate 1201-15

Color: White

The DAS is designed for indoor use only

Operating temperature range: 5°C to 35°C

Size & weight

ICS: 75 × 75 × 23,5 mm; 68g

Band and mode / Output power

Bluetooth 2.4 GHz: -4 dBm

NFC 13.56 MHz: passive

Power

Power input: non-rechargeable Li-SOCL2 battery of 2600mAh

Power consumption: on average 3,5 - 19 µA, i.e. 0,002 - 0,01 Watt

Expected lifespan of battery*: >48 months

*iotspot B.V. offers a battery refurbishment service

Alternative power

Alternative power source: USB-C power from a CE/FCC certified cable connected to a 5V CE/FCC certified adapter

Scalability

Desk measurement: 1 DAS per desk

The DAS requires a iotspot device in a 1:1 relationship to transmit its measurements

Package content

1 iotspot Interior Climate Sensor

2 Double-sided mounting tapes

1 Product guide

Certification

HST: 8517 69 90 00

ECCN: 3A001.a.3

Type approved: CE



Installation

1 Preparations

Before using the iotspot Interior **Desk Sensor**, read the safety, installation and operation instructions to ensure proper use. You can view these instructions on our website www.iotspot.co. Please contact support@iotspot.co for any questions.

2 Intended use

The product is intended to assess the availability of an individual desk in an office environment. The measuring data are transmitted over Bluetooth to the iotspot device with which the product is synchronized. The product should be mounted centered on the bottom side of the surface

3 Interior Climate Sensor

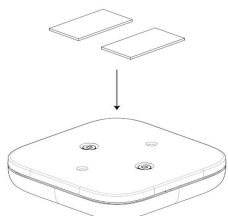
The product's function is fourfold:

1. Receiving a 'configuration' payload over Bluetooth connectivity from the iotspot device, as generated by the iotspot back-end software;
2. Executing the sensor assessment, i.e. checking desk availability.
3. Sending the 'sensor' payload over Bluetooth connectivity to the iotspot device; and
4. Providing no show information as a trigger for further action.

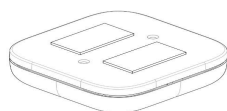
4 Mounting and commissioning

Position the product in the center of the long end of the desk approx. 32cm inwards measured from the chairside of the desk. After determination of the product position either:

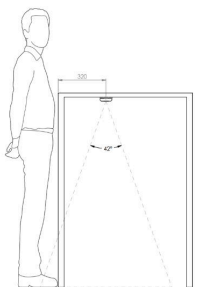
Mounting option 1



Fit double-sided tape at the bottom of the product, while not covering the product information sticker




Uncover the cover of the double-side tape and stick the device at the designated position with the three 'holes' facing to the ground



Mounting option 2

To screw the sensor to its position; drive a 3mm screw through both remaining hole at the bottom side of the sensor 'north' and 'south' of the product sticker to pinpoint the screw guides at the top side of the sensor. Then use these guides to screw the sensor to its position with the three 'holes' facing to one of the long ends of the desk.



5 Activation

The product is configured, using a smartphone app ('iotspot setup-app' in Google's PlayStore or Apple's Appstore). In essence this setup app allows you to synchronize the sensor to a iotspot device, so that the sensory data is transmitted to the smart workspace platform. Once the configuration of the product is finalized the sensor data can be displayed in dashboards or accessed as raw data. More detailed instructions about the iotspot setup app: <https://iotspot.zendesk.com/hc/en-nl/sections/360004605360-Setup-App>

6 Maintenance & Care

The sensor housing can be wiped for dust or cleaned with a damp cloth if needed. Do not use cleaning agents

7 Disposal

Electrical and electronic equipment, accessories and packaging must be recycled in an environmentally compatible manner. Do not dispose of electrical and electronic equipment as domestic waste.

Valued customer, iotspot has designed their hardware with an eye to recyclability and is willing to contribute to sustainability. Therefore, feel free to inform with iotspot, how we are willing to support you in disposing of our hardware.

EU countries only: under the current European Directive on Waste Electrical and Electronic Equipment and its implementation in national law, electrical and electronic equipment no longer suitable for use must be collected separately and recycled in an environmentally compatible manner.

Warranty

A warranty period of 12 months applies to the product, commencing on the day of purchase of the product. The warranty solely covers inadequacies caused by material defect or manufacturing defect.

The warranty does not cover any unauthorized use or tampering with the product, such as product overloading, use of violence or force, damage as a result of any unauthorized interference or caused by foreign items.

Failing to follow the safe conditions or safe installation condition instructions and common wear are also not included in the guarantee. Visit <https://www.iotspot.co/terms-and-conditions> to view more about the terms, conditions and guarantee of this product.