

iotspot product sheet

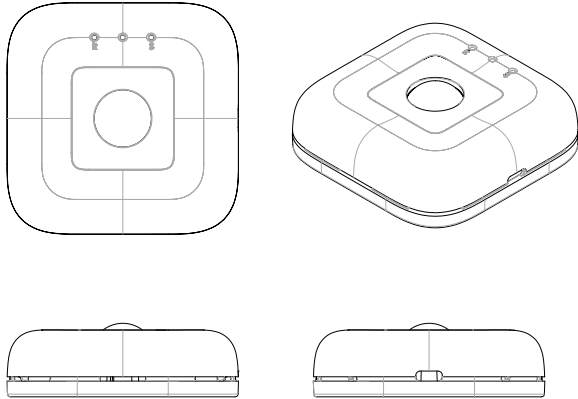


Fig. 1 Room sensor

Functional description: Room Availability Sensor

The iotspot Room Availability Sensor (RAS) is designed and developed by iotspot B.V. and is part of our smart workspace platform. It is an on-premise, low voltage/battery powered device that a) assesses room availability by registering movement using a PIR, and b) transmits and receives Bluetooth signals.

Technical specifications

Mechanics & design

Housing material: ABS (acrylonitrile-butadiene-styrene) and P2,2x10 T6 torx screws
NFC-tag material: LUPOLY Polycarbonate 1201-15
Color: White
The RAS is designed for indoor use only
Operating temperature range: 5°C to 35°C

Size & weight

RAS: 75 x 75 x 23,5 mm; 68g

Band and mode / Output power

Bluetooth 2.4 GHz: -4 dBm
NFC 13.56 MHz: passive

Power

Power input: non-rechargeable Li-SOCL2 battery of 2600mAh
Power consumption: on average 3,5 - 19 µA, i.e. 0,002 - 0,01 Watt
Expected lifespan of battery*: >48 months

*iotspot B.V. offers a battery refurbishment service

Alternative power

Alternative power source: USB-C power from a CE/FCC certified cable connected to a 5V CE/FCC certified adapter

Scalability

Room measurement: 1 RAS per meeting room
The RAS requires a iotspot device in a 1:1 relationship to transmit its measurements

Package content

1 iotspot Room Availability Sensor
2 Double-sided mounting tapes
1 Product guide
Customs HS-code: 8542 31 11 00

Certification

Type approved: CE

1. Preparations

Before using the Iotspot Room Availability Sensor, read the safety, installation and operation instructions to ensure proper use. You can view these instructions on our website www.iotspot.co. Please contact support@iotspot.co for any questions.

2. Intended use

The product is intended to assess availability of a room in an office environment by measuring movement. The measuring data are transmitted over Bluetooth to the Iotspot device with which the product is synchronized. The product should be mounted to the wall at a height of 1,5-2m. from the floor, or to the ceiling in the center of the room.

3. Room Availability Sensor

The product's function is fourfold:

1. Receiving a 'configuration' payload over Bluetooth connectivity from the Iotspot device, as generated by the Iotspot back-end software;
2. Executing the sensor assessment, i.e. Room availability by measuring movement;
3. Sending the 'sensor' payload over Bluetooth connectivity to the Iotspot device; and
4. Providing no show information as a trigger for further action.

4. Mounting and commissioning

Position the product at a) 1,5-2 m. from the floor in a vertical position against a wall or b) to the ceiling (Figure 3a / 3b). The best result is obtained when the sensor is positioned in the center of the shortest wall or the ceiling. After determination of the product position either:

Mounting option 1. Fit double-sided tape at the bottom of the product, while not covering the product information sticker. Uncover the cover of the double-side tape and stick the device at the designated position with the three 'holes' facing to the ground (Figure 2 & 3); or

Mounting option 2. To screw the sensor to its position; drive a 3mm screw through both remaining hole at the bottom side of the sensor 'north' and 'south' of the product sticker to pinpoint the screw guides at the top side of the sensor. Then use these guides to screw the sensor to its position with the three 'holes' facing to the ground.

5. Activation

The product is configured, using a smartphone app ('Iotspot setup-app' in Google's PlayStore or Apple's Appstore). In essence this setup app allows you to synchronize the sensor to a Iotspot device, so that the sensory data is transmitted to the smart workspace platform. Once the configuration of the product is finalized the sensor data can be displayed in dashboards or accessed as raw data. More detailed instructions about the Iotspot setup app: <https://iotspot.zendesk.com/hc/en-nl/sections/360004605360-Setup-App>

6. Maintenance & Care

The sensor housing can be wiped for dust or cleaned with a damp cloth if needed. Do not use cleaning agents.

7. Disposal

Electrical and electronic equipment, accessories and packaging must be recycled in an environmentally compatible manner. Do not dispose of electrical and electronic equipment as domestic waste.

Valued customer, Iotspot has designed their hardware with an eye to recyclability and is willing to contribute to sustainability. Therefore, feel free to inform with Iotspot, how we are willing to support you in disposing of our hardware.

EU countries only: under the current European Directive on Waste Electrical and Electronic Equipment and its implementation in national law, electrical and electronic equipment no longer suitable for use must be collected separately and recycled in an environmentally compatible manner.

Warranty

A warranty period of 12 months applies to the product, commencing on the day of purchase of the product. The warranty solely covers inadequacies caused by material defect or manufacturing defect. The warranty does not cover any unauthorized use or tampering with the product, such as product overloading, use of violence or force, damage as a result of any unauthorized interference or caused by foreign items. Failing to follow the safe conditions or safe installation condition instructions and common wear are also not included in the guarantee. Visit <https://www.iotspot.co/terms-and-conditions> to view more about the terms, conditions and guarantee of this product.

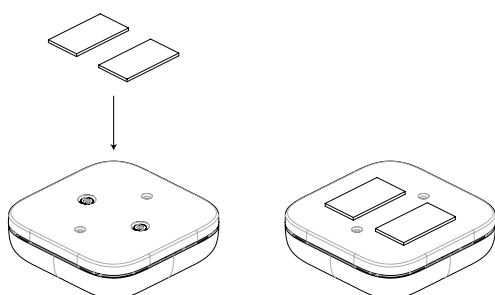


Fig. 2 Room sensor mounting with double-sided tape

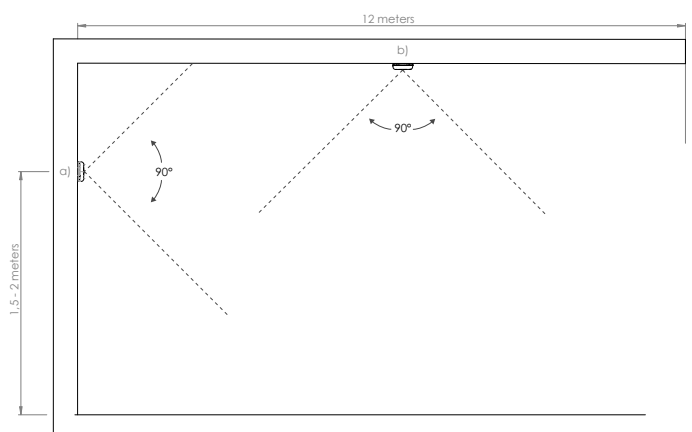


Fig. 3 Room sensor mounting position